



Cellular Cloud-Based Access Control (ACaaS)



Introducing AirAccess - The 1st revolutionarily-easy, new cellular-based access control system, right-sized for the fastest growing, high-volume segment of commercial security— today's small and medium size businesses (SMB). Virtually wire-free from the cloud to the doors, AirAccess offers a profitable new business model for creating new commercial accounts faster and adding new RMR twice as quickly, providing ACaaS, Access Control as a Service. Making all the right connections for you literally and figuratively, it's effortlessly cellular, combining an economical hosted access system with super-easy installation and without IT/ISP issues.



Now, locksmiths, dealers and integrators alike can quickly deliver the enhanced security, and bells & whistles SMB accounts want. They'll get the fluid mobile, cloud-based access system that keeps them in charge and informed anywhere they go, 24/7, with customized SMS notifications on any smart device, and even optional real-time central station monitoring, but without the investment, server hardware, updates or onsite security staff.

Easiest All Around:

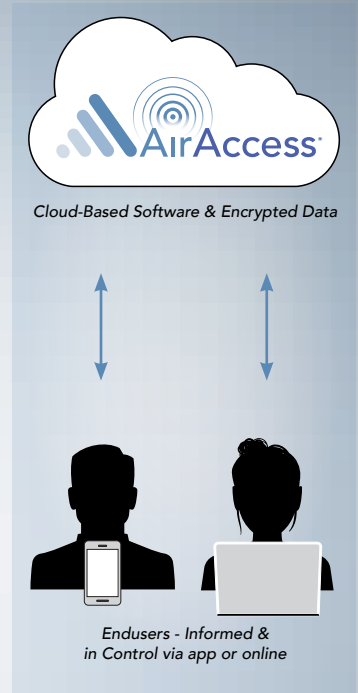
- **Easiest to Install and Operate, cloud-based access, wireless panels with standard readers &/ or networked wireless locks**
- **Easiest Connection** - Cellular communications makes direct connections for you, outside your customers' IT network or ISP (no ports or static IPs needed)
- **Easiest Setup** - Cloud-based software auto-learns network devices so it's simply plug and play
- **Easiest ACaaS System for Fastest Growth** - Provides 2X RMR-Earnings from hosted access control &/or real-time security monitoring
- **Easiest to Bid & Budget** - Flat monthly system fees, saves enduser accounts the need to devote resource to an on-premise access system
- *Lowest TCO wins you more accounts*



+ Just Add Doors (Wirelessly)

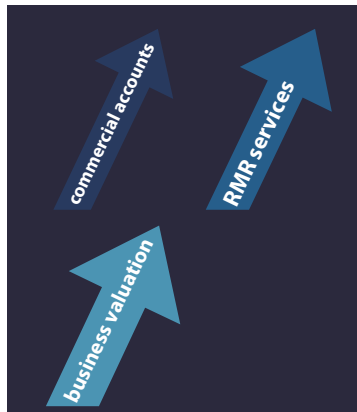


Top Cellular Networks



Virtually Wire-Free from the Cloud to the Door

AirAccess Cellular makes direct connections for you - instead of relying on a customer's busy IT department or resources. Just add wireless doors and communicate over cyber-protected multi-million dollar cell-networks to give customers 24/7 peace of mind and cloud-based control wherever they are.



Cost-Effective, Scalable Cellular-Cloud-Based ACaaS & Ecosystem that helps you add business & generate new RMR faster than ever.

Easy scalable solution that's cellular-networked for speedy installation and speedier account acquisitions & servicing.

- No Client IT Resources Needed
- No ISP issues, no static IPs or ports to open
- No software to load/upgrade
- No local server required



Intuitive Cloud-Based AirAccess Software Included

Simple 5-Step Wizard automatically helps set up the plug-and-play network, and learns AirAccess Cell Communicator(s) to the Cloud - Creating easily deployed, securely hosted, perennially up-to-date systems: No more licenses or time-consuming hardware or software upgrades onsite; minimal tech training, too.

Right-Sized for Small & Medium Sized Businesses (SMBs) -

The Largest Segment of Today's Commercial Market. Designed with the features they want most to run their businesses smarter and more securely, instead of worrying about distracting day-to-day security challenges, investments or upgrading old hardware.



- Professional Offices
- Single Tenant
- Multi-Tenant
- Daycare
- Retail
- Quick-Turn Restaurants
- And More

Easy App Gives You & Your Accounts the 24/7 Control You Both Want

Easy App with built-in credential and control of doors, users and lockdown/threat status. SMS notifications keep accounts connected 24/7 with their premises from anywhere — Get text alerts in case of an emergency, a forced door, or even an alarm event in real-time. Customize this for the value-added service you want to provide and/or just the alerts they want to see.





Simply Uses the #1 Top-Selling Wireless Access Locks & Cellular Communications for More Valuable Services

While all-new, AirAccess is built on a proven foundation of the industry's top-selling StarLink® Cellular Communicators, and Alarm Lock Trilogy Networx® access control and wireless lock technologies, all from NAPCO Security Technologies, delivering the ideal integrated, scalable security solution today's businesses need, using their standard IDs &/or the built-in mobile credentials in the AirAccess App.



AirAccess Starter Kit 1: AA-KIT1A

- Cellular Communicator with transformer, makes the connections for you, outside the client network/server/firewall for easy setup.
- Gateway for Networking up to 63 Access Doors (w/ Trilogy Networx or ArchiTech Locks or NetworxPanel and Weigand Prox Readers)
- AirAccess cloud-based software is ready to connect to. Nothing extra to buy, no local server, No software to load or licenses. Auto-setup wizard for installation ease. For accounts, it's equally easy – and you can give them as much or as little control as you'd like.
- Free App with mobile credential



AirAccess Starter Kit 2: AA-KIT2APOW

- Cellular Communicator w/ Standby Battery Backup Power in Locking Metal Enclosure, makes the connections for you, outside the client network/server/firewall for easy setup.
- Gateway for Networking up to 63 Access Doors (w/ Trilogy Networx or ArchiTech Locks or NetworxPanel and Weigand Prox Readers)
- AirAccess cloud-based software is ready to connect to. Nothing extra to buy, no local server, No software to load or licenses. Auto-setup wizard for installation ease. For accounts, it's equally easy – and you can give them as much or as little control as you'd like.
- Free App with mobile credential



AirAccess Cellular Communicator w/transformer: AA-LTEA

- Uses proven, Class-Leading StarLink Cellular Technology
- Standard ABS Housing
- Makes cell connections for you, outside the client network/server/firewall
- Scalable solution, just add additional radios for additional doors
- *Included in AirAccess Starter Kit 1*



AirAccess Cellular Communicator with standby battery backup and power: AA-LTEA-PW

- As above, but in Locking Metal Enclosure
- Uses Proven, Class-Leading StarLink Cellular Technology
- Provision for Standby Power with Rechargeable, sealed lead-acid battery, sold separately
- *Included in AirAccess Starter Kit 2*



Wireless NETWORKPANEL

- Wireless Networx Panel for universal use with most standard IDs & readers
- Supports standard 26-63 bit format Wiegand Readers (Farpoint, HID, Schlage, Exceed ID)
- Supports 1 Door/2 Reader (IN/OUT). Just plug in to power w/ supplied transformer
- Door Position Switch & Request to Exit
- Ideal used where wiring isn't possible, such as a gate
- May also be used with existing or new electrified hardware (electric strike, mag lock, etc)
- Metal enclosure, 12V power supply with transformer and provision for rechargeable backup battery



AirAccess Gateway: AA-GATEWAY

- Interfaces Networx locks or NetworxPanel and readers with a PC network via a hardwire Ethernet connection. (Included in Kits 1&2)
- Enhanced with additional extended potential range
- Supports up to seven (7) Expanders (model AL-IME2 Expanders). Each Expander can extend the AirAccess Gateway's coverage area by approximately 100 feet
- Optional version with power adapter (See page 6)



Networx Expander: AL-IME2-EXP

- Optional Trilogy Networx Expander extends the coverage area of AirAccess Gateways to Trilogy Networx Locks or panels within a PC network
- Allows greater distances for the placement of up to a maximum rated capacity of 63 Networx locks per AirAccess Gateway.

AL-IME2-EXP-POE - Power Over Ethernet version

AirAccess Mobile App

- Virtual universal credential built-in for access through Networx Prox Locks or card readers used with NetworxPanel
- Complete system control from any smart phone/ smart device (IOS, Android)
- Contactless Cloud-based Solution – No cards/badges to carry
- SMS Alerts/Notifications
- Manage & Control Doors, Initiate lockdown and more
- Download from the Apple Store or Google Play





Networkx PDL6200 Cylindrical Lock

- Provide all standalone Trilogy lock functionality plus global network and emergency lockdown features
- 5000 user credentials with 4-9 digit PINs or IDs
- Door Position Switch/Request to Exit (DPS/REX)
- Flexible System Monitoring, Control & Programming
- Unsurpassed 5-year+ battery life, typical, using 4 C-Cell off-the-shelf batteries (supplied)
- Grade 1 durability, rugged clutch mechanism and weatherproof for use inside or out
- Built in Wiegand ID reader accepts most proximity cards and keyfobs
- For Prox iClass™ 13.56 mHz ID cardholder support with DPS/REX as above, specify model **PDL8200**
- **PDLN4100**, similar to above, w/ Privacy Pushbutton on inside door, programmable duration (No DPS/REX)
- **PDL6300** Double-sided (shown left) cylindrical prox lock, functionality from 2 sides of the door; PIN/Prox access logged coming and going (No DPS/REX)



Double-Sided




Networkx PDL6600 Mortise Lock

- Keyless Access Lock for mortise door prep
- High security mortise locking
- 5000 user credentials with 4-9 digit PINs or IDs
- Door Position Switch/Request to Exit (DPS/REX)
- Flexible System Monitoring, Control & Programming Weatherproof and long-life battery operated
- 1-3/8" mortise cylinder included
- Choice of classroom or deadbolt functions & finishes
- For Prox iClass™ 13.56 mHz ID cardholder support with DPS/REX, specify model **PDL8600**
- **PDLN4500DB** Mortise deadbolt w/ Privacy Pushbutton on inside door, programmable duration (No DPS/REX support)



Networkx ETPDN-RX Exit Trim

- Add Trilogy Networkx keyless pushbutton convenience and labor-savings to any panic exit bar
- 5000 user credentials with 4-9 digit PINs or IDs
- Door Position Switch/Request to Exit (DPS/REX)
- Built in Wiegand ID reader for 125kHz prox cards (shown right) accepts most proximity cards and keyfobs; **ETDLN** has keypad only; Prox only model available
- Rugged clutch mechanism insures long life and durability
- Flexible system monitoring, control & programming
- Models available for Von Duprin™, Sargent™, Yale™, Corbin/Russwin™, Dorma™, Marks USA M9900 or Arrow™ push bars
- Weatherproof and long-life battery operated
- For Prox iClass™ 13.56 mHz ID cardholder support with REX, specify model **ETPDNI-RX**



Networkx PDL1300NW Narrow Stile Lock Trim

(Note: Door Position Switch/REX not supported)

- Add keyless access, automatic lock & free passage schedules to glass doors; plus add remote keyfob support and emergency global lockdown in seconds
- Aluminum door retrofit outside trim for most Adams Rite® Series Latch Locks (1850, 1950, 4710, 4070, 4730, 4900 Series & MS1850S and MS1950S Series)
- 5000 user credentials with 4-9 digit PINs or IDs; Flexible System Monitoring, Control & Programming
- Weatherproof and long-life battery operated
- **PDL1300NW** with built in Wiegand ID reader (shown right) accepts most Proximity cards and keyfobs

PDL1300NWET: Narrow Stile Exit Trim

- For use with standard narrow stile panic devices



ArchiTech® Networkx Customizable Designer Wireless Access Locks

- Designer-Styled Mortise & Cylindrical version locks, with proven Trilogy Networkx Lock electronics
- 5000 User Credentials, 254 Time Schedules & 8,000 Event Audit Trail
- Surface-Mount or Mortised-in Electronics and Battery Pack
- Choice of oval or square reader
- Models N90 & N95 support either 125 kHz or 13.56 mHz formats
- ANSI / BHMA Grade 1 Certified, UL Listed 3 Hours (trim-dependent)
- Model N90L includes flashing lockdown strobe indicator on inner door
- Operated via access card, keyfob or AirAccess App
- Wireless programming range: up to 100 ft.
- Includes standard lever rose hardware design
- Mortise version compatible with all 300+ optional architectural trim, lever or knob designs



Concealed electronics



Mortised-in electronics and batteries



Cylindrical; Surface Mounted Electronics (back box not shown)



Mortise; Surface Mounted Electronics



Mag stripe Reader



Keypad Model

Ask your Alarm Lock Sales Representative for more on ArchiTech Door-Position Monitoring Models. See technical docs for specs.



Lock Features Comparison

Model & Feature	P/DL6200	P/DL6600	PDL6300	P/DL 1300NW	PDL1300NWET	ETDLN, ETPDN	N90S/T	N90L	N95S/T	N95I/J
Lock Type	Cylindrical	Mortise	Cylindrical, Double-sided	Narrowstile trim	For use with Narrowstile Exit Trims	For use with Exit Device	ArchiTech Cylindrical Surface Mount, Ethernet	ArchiTech Cylindrical Surface Mount, Ethernet	ArchiTech Mortise Surface Mount, Ethernet	ArchiTech Mortise Insert Electronics, Ethernet
User Credentials	5000	5000	5000	5000	5000	5000	5000	5000	5000	5000
Code Length	4-9 digits	4-9 digits	4-9 digits	4-9 digits	4-9 digits	4-9 digits				
Programming	Keypad / PC	Keypad / PC	Keypad / PC	Keypad / PC	Keypad / PC	Keypad / PC	Card Reader/PC	Card Reader/PC	Card Reader/PC	Card Reader/PC
Vandal-Proof Keypad	All metal, 12 button	All metal 12-button	All metal 12-button	All metal, 12 button	All metal, 12 button	All metal, 12 button				
Trim w/Rugged Clutch	Straight or curved lever	Straight or curved lever	Straight or curved lever	Straight or curved lever	Straight or curved lever	Straight or curved lever	Std Lever Rose Hardware Design; Choice of 4 lever designs	Choice of 3 levers	Std Lever Rose Hardware Design, Custom choice of 300 Grade 1 Trim lever/knob designs	Std Lever Rose Hardware Design, Custom choice of 300 Grade 1 Trim lever/knob designs
Audit Trail Events	8000	8000	8000	8000	8000	8000	8000	8000	8000	8000
Time Schedules	254	254	254	254	254	254	254	254	254	254
Reader/Credential Support	PDL6200 for Wiegand ID reader; PDL8200 for iClass support	PDL6600 for Wiegand ID reader; PDL8600 for iClass support	Wiegand ID reader	PDL1300NW for Wiegand ID reader	Wiegand ID reader	ETPDN for Wiegand ID reader; ETPDNI for iClass support	Choice of Oval or Square Multitechnology Reader, Keypad, iClass; Also available Mag Swipe Reader	Choice of Oval or Square Multitechnology Reader in black or silver, Keypad, iClass; Also available Mag Swipe Reader	Choice of Oval or Square Multitechnology Reader, iClass; Also available Mag Swipe Reader	Choice of Oval or Square Multitechnology Reader, iClass
AirAccess App Mobile Solution	Yes	Yes	Yes	Yes	Yes	Yes	Yes	Yes	Yes	Yes
Lockdown	Global lockdown via lock, server or optional keyfob	Global lockdown via lock, server or optional keyfob	Global lockdown via lock, server or optional keyfob	Global lockdown via lock, server or optional keyfob	Global lockdown via lock, server or optional keyfob	Global lockdown via lock, server or optional keyfob	Global lockdown via server or keyfob	Global lockdown via server or keyfob	Global lockdown via server or keyfob	Global lockdown via server or keyfob
Privacy	PDLN4100 w/ Privacy Pushbutton on inside door	PDLN4500DB w/ Privacy Pushbutton on inside door								
Function							Apartment	Flashing lockdown strobe indicator (inner door)	Storeroom, Apartment, Automatic Deadbolt	Storeroom, Apartment, Automatic Deadbolt
Door Position Switch	PDL6200; PDL8200 with iClass support	PDL6600; PDL8600 with iClass support	—	—	—	ETPDN-RX; ETPDNI-RX with iClass support	Ask your Alarm Lock Sales Representative for more on ArchiTech Door-Position Monitoring Models			
Request to Exit	PDL6200; PDL8200 with iClass support	PDL6600; PDL8600 with iClass support	—	—	—	ETPDN-RX; ETPDNI-RX with iClass support				
Compatible Trims/ Exit Trims				Aluminum door retrofit outside trim for Adams Rite® 1850, 1950, 4710, 4070*, 4730, 4900 Series and MS1850S* and MS1950S* Series latch locks	S1200/S1250, Marks® 8800, DCI® 1200/1300, Von Duprin® 22, Corbin® ED8200 & Von Duprin 33 panic LH (RHR), Dor-o-Matic® 2090, Jackson® 1095 & Dorma® 5300	Marks® M9900, Von Duprin® 99, Corbin® ED500, Yale® 7100, Dorma® 9300, Arrow® 3800, Sargent® 8800, Precision® 1100, 2100 & Cal Royal® 9800, Hager® 4500 series panic devices				
Weather-Proof -31 to 151° F	Standard	Standard	Standard	Standard	Standard	Standard				
Handing	Non-handed	Handed	Non-handed, fully field reversible	Non-handed, fully field reversible	Non-handed, fully field reversible	Non-handed, fully field reversible	Non-handed	Non-handed	Handed; Field Reversible	Handed; Field Reversible
Door Thickness	1-5/8 to 1-7/8" (others on request)	1-5/8 - 1-7/8"	1-5/8 to 1-7/8" (others on request)	1-3/4"	1-3/4"	1-5/8 to 1-7/8" (others on request)	1-5/8 to 1-7/8" (others on request)	1-5/8 to 1-7/8" (others on request)	1-5/8" to 1-7/8"	1-5/8" to 1-7/8"
Backset	2-3/4" (included); 2-3/8" option.	2-3/4" (included)	2-3/4" (included)	31/32, 1-1/8 & 1-1/2"; Stile Thickness 1-3/4"	31/32, 1-1/8 & 1-1/2"; Stile Thickness 1-3/4"		"1-5/8"" to 1-7/8"" others upon request 2-3/4" (incl'd)	2-3/4" (included)	2-3/4" (included)	2-3/4" (included)
Cylinder	Large key-in-knob, incld -or- IC Prep for Best/ Falcon/Arrow (cylinder not included.)	Generic mortise cylinder supplied	Large key-in-knob, incld -or- IC Prep for Best, only	1-1/4" mortise cylinder, supplied; for Best, Falcon, Arrow prep cam and housing available (cylinder not included.)	1-1/4" mortise cylinder, supplied; for Best, Falcon, Arrow prep cam and housing available (cylinder not included.)	Generic rim cylinder supplied. For other manufacturers' cylinders, adapters can be ordered separately	Large key-in knob, incld or IC prep for Best/ Falcon/Arrow	Large key-in knob, incld or IC prep for Best/ Falcon/Arrow	Generic mortise cylinder supplied	Generic mortise cylinder supplied
Special Order Cylinders	Yale, Medeco, Sargent, Corbin/ Russwin, Schlage						Yale, Medeco, Sargent, Corbin/ Russwin, Schlage		Best/Falcon/ Arrow, Schlage (Note: must order appropriate IC Housing)	Best/Falcon/ Arrow, Schlage (Note: must order appropriate IC Housing)
Relay Options	Yes	Yes	No	No	Yes	Yes				
Battery/Cycles Typical	4 C cells; 500,000 or up to 5 years	4 C cells; 500,000 or up to 5 years	4AA; 600,000 or up to 3 - 4 years	4AA; 100,000 or up to 3 - 4 years	4AA; 100,000 or up to 3 - 4 years	4 C cells; 500,000 or up to 5 years	4 AA, 3 years / 100,000 (w/ Power Saver Circuit)	4 AA, 3 years / 100,000 (w/ Power Saver Circuit)	4 AA, 3 years / 100,000 (w/ Power Saver Circuit)	4 AA, 3 years / 100,000 (w/ Power Saver Circuit)
Ratings	BHMA Grade 1 Lockset; 3hr. Fire Rated UL	BHMA Grade 1 Lockset; 3hr. Fire Rated UL	BHMA Grade 1 Lockset; 3hr. Fire Rated UL	3Hour. Fire Rated UL			BHMA Grade 1 Lockset; 3hr. Fire Rated UL	BHMA Grade 1 Lockset; 3hr. Fire Rated UL	BHMA Grade 1 Lockset; 3hr. Fire Rated UL	BHMA Grade 1 Lockset; 3hr. Fire Rated UL
Architectural Finishes	US26D, US10B	US26D, US10B	US26D, US10B	US26D, US10B	US26D, US10B	US26D, US10B	Customizable; Std US26D, 10B	Customizable; Std US26D, 10B	Customizable; Std US26D, 10B	Customizable; Std US26D, 10B

Note: Please consult technical documentation for complete specifications.



AirAccess Cellular Cloud-Based ACaaS Ordering Information

AA-KIT1A AirAccess Kit 1 includes cellular communicator w/ X-Former (AT&T Network); Gateway for networking up to 63 access doors (w/ Trilogy Networkx or ArchiTech Locks or NetworkxPanel and Weigand Prox readers); AirAccess cloud-based software + App.

AA-KIT2APOW AirAccess Kit 2 includes cellular communicator w/ standby battery backup power, in locking metal enclosure (AT&T Network) (Note- rechargeable 12V battery sold separately.) Gateway for networking up to 63 access doors (w/ Trilogy Networkx or ArchiTech Locks or NetworkxPanel and Weigand Prox readers); AirAccess cloud-based software + App.

AA-GATEWAY AirAccess Gateway for networking up to 63 access doors (supports Trilogy Networkx or ArchiTech Locks or NetworkxPanel and Weigand Prox Readers), w/ X-Former & wire.

AA-GATEWAYPOE AirAccess Gateway as above, but Power Over Ethernet version, plus hardwire Gateway interface capability.

AA-GATEWAY-PW Same as AA-GATEWAY, but with power adapter.

AA-LTEA AirAccess additional cellular communicator w/ X-Former (AT&T Network). Scalable solution, just add radios for increased coverage; each supports up to 500 added users/ account and up to 378 doors (6 Gateways x 63 locks/panels max. per Gateway). ABS, included in AA Starter Kit 1.

AA-LTEA-PW As above, AirAccess additional cellular communicator w/ standby battery backup power, in locking metal enclosure (AT&T Network) rechargeable 12V battery sold separately. Included in AA Starter Kit 2.

NETWORKPANEL Wireless Network Panel in locking metal enclosure for use with standard 26-63 bit format wiegand readers; supports popular ID formats & AirAccess App credential. 1 Door/2 Reader (In/Out) & Door Position Switch. Supplied transformer plugs into AC power; rechargeable standby battery backup power (12V battery sold separately).

SOFTWARE Free Cloud based software, included with each AirAccess Kit. No software to load. No local server required. Easy On-Screen Wizard plug and play setup.

AL-IME2-EXP Gen. 2 Wireless Expander.

AL-IME2-POE Power over Ethernet version of above.

AA-TRF Optional Transformer for batt'y backup

AAPOESW Optional POE switch

RR-4BKEYFOB Optional 4-button remote keyfob.

AL-NSG Optional Gateway Simulator Aid.

AL-NSM Optional Site Survey Tool for Gateways

PDL6200 Cylindrical Trilogy Networkx PIN/Prox. wireless access control lock with built in Wiegand proximity ID card reader and Door Position Switch/ Request to Exit feature (DPS/REX).

PDL8200 As above, with iClass support.

PDL6600 Mortise Trilogy Networkx PIN/Prox. wireless access control lock with built in Wiegand proximity ID card reader and Door Position Switch/Request to Exit feature (DPS/REX).

PDL8600 As above, with iClass support.

ETPDN-RX Trilogy Networkx wireless access lock exit trim with built-in Wiegand proximity ID card reader with Door Position Switch & Request to Exit feature.

ETPDNI-RX As above, with iClass support.

PDL1300NWET Networkx narrow stile exit trim with built in Wiegand proximity ID card reader. *No Door Position Monitoring (No DPS/REX).*

PDLN4100 Networkx Cylindrical PIN/Prox Lock with Privacy Pushbutton on inner door, activated by occupant for a programmable duration. *(No DPS/REX).*

PDLN4500DB Networkx Privacy PIN/Prox Lock above, but in Mortise Deadbolt format. *(No DPS/REX).*

PDL6300 Cylindrical Trilogy Networkx double-sided PIN/Prox. wireless access control lock with built in Wiegand proximity ID card reader. *(No DPS/REX).*

PDL1300NW Networkx narrow stile wireless access prox lock trim with built in Wiegand proximity ID card reader. *(No DPS/REX).*

Check with your Alarm Lock Rep on Door-Position Monitoring ArchiTech models

N90S/T ArchiTech cylindrical customizable lock, with surface mount electronics, choice of lever, reader and optional Bluetooth LE, iClass, keypad, or Magstripe reader. Model N90L with flashing lockdown strobe indicator on inner door.

N95S/T As above ArchiTech, in mortise.

N95I/J As above ArchiTech, in mortise with insert electronics.

Now Available - Ask for AirAccess at the Alarm Lock Distributor near you today. Trainings also available at www.alarmlock.com/seminars



A Division of NAPCO Security Technologies, Inc.

www.airaccess.com • 1.800.ALA.LOCK
345 Bayview Ave. Amityville, NY 11701 USA

AirAccess, Trilogy, Network, NetworkxPanel, StarLink and ArchiTech are trademarks of Alarm Lock/Napco Security Technologies. Other marks remain intellectual property of their respective cos. Preliminary specifications subject to change. Not responsible for revisions or typographical errors. Any/All promotions/pricing (USD) non-combinable and subject to change without prior notice. Note: Standard finishes are US26D Satin Chrome & 10B Duronodic. Consult factory for any other finishes. All products proudly backed by Alarm Lock 2-year factory warranty.
© Napco 6.2021 ALA537