

## Marks Does Exits Right: High-Quality Panic & Fire-Rated Door Hardware for Single & Double Doors

- **Popular M9900 Series**, proven performance for high impact applications such as schools, universities and other institutional or commercial buildings, retrofitting all popular preps
- Choice of Finishes and Matching Lever Handles:  
Satin Stainless US32D & trendy new Matte Black US19
- Ultra-Durable, heavy-gauge extrusion with varying device lengths
- Solid Flush Mounted Panic Protector End Cap & popular Smooth Case
- Easy Installation & Retrofits All Popular Preps.
- ANSI 156.3 (2001), Grade 1
- 3 Hour Fire-Rated Dead Latch Bolt; Stainless Steel 3/4" Throw
- Miami-Dade Hurricane version available
- Electronic Latch Retraction, REX, Digital Access, Alarmed and Delayed Egress models available
- **Narrow Stile (M8800 Series)** ideal for glass door applications
- **New! Lockdown Model (M99LD Series)** with Clear view visual Lockdown Indicator on inside, red or green, confirms outside handle is open or locked-down
- ✓ Key or T-Turn on inside toggles the outside trim (*included*), with choice of finishes & many cylinder options, i.e., IC core
- ✓ Field reversible for easy stock and field application



**Full Panic**



**Narrow Stile**



**Lockdown**

Marks M9900 Panic Exit Devices offer a simple, heavy-duty, easily installed solution where high quality panic and fire listed hardware is needed. These extremely durable, Grade 1 exit devices are perfect for high impact applications such as schools, universities and other institutional or commercial buildings, and retrofit all popular preps. The heavy-duty cast chassis provides superior durability, while the smooth reduced projection touch-bar assembly minimizes catch hazards and mitered steel flush mounted Panic Protector™ End Caps, prevent abuse.


Other variations include the M9900 VR, with a vertical rod, and M9900 Lockdown with visual lockdown indicator.

Marks M8800 Narrow Stile Exit Device is designed for use on all types of narrow stile single and double doors, of 36" door width, and conveniently, non-handed for installation flexibility.

Marks also stands behind its products with a Lifetime Mechanical Warranty, an industry first. In compliance with ANSI BHMA A156.3 Grade 1, ANSI/UL305 panic hardware and 2013 CA Building Code 11B-309.4, etc.

# M9900 Exit Device

M9900-10B, US19 Matte Black



## SPECIFICATIONS:

- **End Cover:** Solid beveled "Panic Protector" design
- **Strike:** Roller strike
- **Rail Assembly:** Heavy Gauge Aluminum
- **Dead latch Bolt:** Stainless Steel 3/4" throw
- **Dead latch Bolt:** Stainless Steel 5/8"
- **Dogging feature:** Allen Key (M9900)
- **UL listed:** For "Panic Hardware" and Fire Rated Model 3 hour fire doors up to 38" x 86"
- **ANSI:** ANSI 156.3 (2001), requirements for Grade 1
- **3 Hour Fire Rating**
- **Finished:** Satin Stainless US32D & trendy new Matte Black US19 (10B)



MARKS #	FUNCTION
M9900	Rim Panic
M9900F	Fire Rated Rim Panic
M9900 - 48	Rim Panic - 48"
M9900F - 48	Fire Rated Rim Panic - 48"

OPTIONS	
M9900	33" Length for 38" Door
M9900-48"	42" Length for 48" Door

# M9900 Exterior Trim

Rim Panic Vandal Pull w/ cylinder hole MVPCC/32D (cylinder not included)



Rim Panic Vandal Pull MVP/32D



Cylindrical Dogging Kit - 32D M9901, M9902



MESC600A




MES350



M411



Lever/Rose M195F



## ENTRY LEVER TRIM:


- Standard Marks "C" Keyway KNK cylinder for panic device.
- Entry, Storeroom, Passage and Dummy Trims Available
- Various Finishes and Lever Designs / Standard 1-3/4" Door Thickness
- IC Prep Code R, Less Cylinder G3

## ESCUTCHEON LEVER DESIGN:

- Thru bolt design
- Non Handed design. Easily field reversible
- Brushed Chrome US26D & trendy new Matte Black US19 (10B) / Standard 1-3/4" Door Thickness
- Standard Marks "C" Keyway 1-1/4 Mortise cylinder with special cam
- IC Prep Code G1
- Less Cylinder G3

MARKS #	DESCRIPTION
M411	Finger Pull - Less Cyl
MESC600A	Lever / Escutcheon Trim - Entry
MESC600F	Lever / Escutcheon Trim - Storeroom
MESC600N	Lever / Escutcheon Trim - Passage
MESC600DT	Lever / Escutcheon Trim - Dummy
MESC350A	M8800 Lever / Escutcheon Trim - Entry
MESC350F	M8800 Lever / Escutcheon Trim - Storeroom
M1(2,4)95S	Cylindrical Lever Trim - Entry
M1(2,4)95F	Cylindrical Lever Trim - Storeroom
M1(2,4)95N	Cylindrical Lever Trim - Passage
M1(2,4)95DO	Cylindrical Lever Trim - Dummy
M99F	Full Plate NL Trim
M99DO	Full Plate NL Trim - Dummy
MVPCC/32D	Vandle Pull - w/Cylinder Hole
MVP/32D	Vandle Pull - Dummy
M9901	Cylinder Dogging Kit
MVR8	Vertical Rod 8 ft Door
MVR10	Vertical Rod 10 ft Door
MVRB	Vertical Bottom Rod

# M9900 VR Exit Device



## SPECIFICATIONS:

- **Device Head Cover:** Zinc alloy or stainless steel
- **Chassis:** Steel, plated
- **Mechanism Housing:** Extruded aluminum
- **Push Bar Base:** Extruded aluminum
- **Touch Plate:** Stainless Steel
- **End Cap:** Stainless Steel
- **Top Latch:** Stainless Steel 37/64" (14.8mm)
- **Top Strike:** Included
- **Bottom Latch:** Stainless Steel 37/64" (14.8mm)
- **Bottom Strike:** Included
- **Latch Case Covers:** Steel, stainless steel or brass
- **Vertical Rods:** Aluminum tube
- **Hand:** Non-handed
- **Mounting:** Machine screws standard. Sex bolts optional. Order "SNB" for wood or unreinforced metal doors
- **Dogging:** Allen-type key furnished
- **Finish:** Satin Stainless US32D & trendy new Matte Black US19 (10B)
- **Outside Trim:** Order separately
- **Standard Height:** 7' doors
- **UL listed:** ANSI/BHMA Grade 1 Panic Exit Hardware
- **3-Hour Fire Rated**

## APPLICATION:

- For use on single door or pair of doors
- 1 3/4" (44 mm) door thickness standard. Specify thickness other than 1 3/4"
- RHR or LHR hollow metal, wood and mineral core doors
- Minimum Stile Width: 3 1/2" (89 mm)



# M99LD Series Lockdown Exit Device



M99LD-10B, US19 Matte Black

Clear View Visual Lockdown Indicator on Inside Door




## SPECIFICATIONS:

- **Device Head Cover:** Zinc alloy
- **Chassis:** Steel, plated
- **Mechanism Housing:** Extruded aluminum
- **Push Bar Base:** Extruded aluminum
- **Touch Plate:** Solid
- **Activation:** Choice of Key or Thumbturn

## ORDERING INFORMATION:

- **M99LD-86/15**, US15 Satin Nickel finish with Marks Crescent lever
- **M99LD-92/15**, 15 Satin Nickel finish with Marks American lever
- **M99LD-10B**, US19 trendy new matte black finish
- **Note for Ordering other options:** Use Lockdown Bar prefix M99LD- (lever)/Finish (-option code).  
Example: Lockdown Bar with 92 lever, less cylinder, part number would be M99LD-92/15-G3

Field-Reversible  
Suits Every Application



Locked

Unlocked

# M8800 Narrow Stile Exit Device

M8800-10B, US19 Matte Black




MARKS #	FUNCTION
M8800	Rim Panic
M8800 - 48	Rim Panic



## SPECIFICATIONS:

- **Specification:** Conforms to ANSI BHMA A156.3 Grade 1 Exit Device Requirement Standard ANSI/UL305 Standard for Safety for Panic Hardware 2013 California Building Code Sec. 11B-309.4
- **For Doors:** (Please specify when ordering non standard size doors)  
Thickness: Standard 1 3/4", may fit with door thickness up to 2"  
Width: Standard 36", may fit door width 30"
- **Mounting:** Furnished Standard with Wood and Machine Screws
- **Head Cover:** Zinc Alloy
- **Chassis:** Aluminum
- **Rail Assembly:** Heavy Gauge extruded aluminum with stainless steel on top of touch bar
- **End Cap:** Zinc Alloy
- **Hand:** Non-handed
- **Latch Bolt:** Stainless Steel, 3/4" (18mm) throw
- **Strike:** Roller Strike (Stainless Steel)
- **Dogging:** Allen Key (equipped on panic rate devices only)
- **Finish:** Satin Stainless US32D & trendy new Matte Black US19 (10B)
- **Dimension:** Touch bar height from finished floor: 41" (1041mm) from center of touch bar.  
Touch Bar Projection: Neutral: 3 5/16" (84mm)  
Depressed: 2 19/32" (66mm)  
Head Cover: LxWxH: 206mm x 76mm x 71mm  
Device Length: 34 5/8" (88cm) for 36" door width  
46 5/8" (118.5 cm) for 48" door width



333 Bayview Avenue, Amityville, NY 11701 • 1.800.645.9445 • info@marksusa.com • www.marksusa.com



Marks USA is a Division of NAPCO. Some preliminary specifications, subject to change without prior notice. Exit Devices backed by Marks Lifetime Mechanical Warranty - See full details w/ product. www.marksusa.com ©Napco A704A 1.2024